

# CERTIFICATE OF ANALYSIS

**PRODUCT NAME:** Nano CBD Softgels with Melatonin  
**PRODUCT STRENGTH:** 25 mg CBD / 3 mg Melatonin / 3mg CBN  
**TINCTURE BATCH:** 250224A  
**BEST BY DATE:** 1/31/2027  
**HEMP EXTRACT LOT:** 25012301

### Physical Attributes

Test	Method	Specification	Results
Color	Internal	Golden to Amber	PASS
Odor	Internal	No Odor	PASS
Appearance	Internal	Dry, ovoid softgel capsules in container with lid and shrink-band	PASS
Primary Package Eval.	Internal	Container clean and free of filth. Container caps tight and shrink bands intact	PASS
Secondary Package Eval.	Internal	Labeling Compliance Checked, Cartons sturdy and clean. Sufficient cushion material exists. Box taped and secure.	PASS

### Review of Third-Party Analysis

Panel	Method	Specification	Results*	Pass/Fail
<b>Potency - Total CBD</b>	HPLC-UV DAD	*NTL 25mg / softgel	<b>30mg</b>	PASS
<b>Potency - D9-THC</b>	HPLC-UV DAD	LOQ: <0.01% THC (Broad Spectrum)	<b>ND</b>	PASS
<b>Expanded Pesticide Panel</b>	HPLC-QQQ	LOQ: Complies with CDPHE 6 CCR 1010-21 Industrial Hemp Extract	<b>ND</b>	PASS
<b>Microbial</b> Escherichia coli (STEC)	PCR	Complies with CDPHE 6 CCR 1010-21 - LOQ 1 CFU/25 gram	<b>Absent</b>	PASS
<b>Microbial</b> Salmonella	PCR	Complies with CDPHE 6 CCR 1010-21 - LOQ 1 CFU/25 gram	<b>Absent</b>	PASS
<b>Microbial</b> Yeast and Mold	Culture Plating	Complies with CDPHE 6 CCR 1010-21 - LOQ 10 <sup>2</sup> CFU/gram	<b>Below LOQ</b>	PASS
<b>Microbial</b> Total Coliforms*	Culture Plating	Complies with CDPHE 6 CCR 1010-21 - LOQ 10 <sup>2</sup> CFU/gram	<b>Below LOQ</b>	PASS
<b>Microbial</b> Total Aerobic Count*	Culture Plating	Complies with CDPHE 6 CCR 1010-21 - LOQ 10 <sup>3</sup> CFU/gram	<b>Below LOQ</b>	PASS
<b>Heavy Metals Panel</b>	ICP-MS	Arsenic (As): ≤1.5 ppm Cadmium (Cd): ≤0.5 ppm Lead (Pb): ≤0.5 ppm Mercury (Hg): ≤1.5 ppm	<b>ND</b>	PASS
<b>Mycotoxins</b>	ICP-MS	Total Aflatoxins <20 ppb† Afltoxin B1 < 5 ppb Ochratoxin < 5ppb	<b>ND</b>	PASS
<b>Residual Solvents</b>	GC-HS-MSD	LOQ: Complies with CDPHE 6 CCR 1010-21 Industrial Hemp Extract	<b>ND</b>	PASS

\* Level of Quantitation, † Parts Per Million ‡ Part Per Billion CFU/g=Colony Forming Units per Gram  
 \*Nothing Less Than  
 10<sup>2</sup>=100 CFU  
 10<sup>3</sup>=1,000 CFU

Quality Certified



Name

2/27/2025

Date

**SAMPLE DETAILS**

**SAMPLE NAME:** 25mg Water-Soluble CBD Softgels with Melatonin  
Infused, Colorado Infused

**SAMPLE DETAIL**

**Batch Number:** 250224A  
**Sample ID:** 250128K003  
**Date of Sampling:** 01/28/2025  
**Time of Sampling:** 9:46 a.m.

**Date Collected:** 01/28/2025  
**Date Received:** 01/28/2025  
**Batch Size:**  
**Sample Size:** 1.0 units  
**Unit Mass:** 0.5466 grams per Unit  
**Serving Size:** 0.5466 grams per Serving



Scan QR code to verify  
authenticity of results.

**CANNABINOID ANALYSIS - SUMMARY**

**Total THC:** 0.00%


**Total CBD:** 30.037 mg/unit

**Sum of Cannabinoids:** 33.381 mg/unit


**Total Cannabinoids:** 33.381 mg/unit

Total THC/CBD is calculated using the following formulas to take into account the loss of a carboxyl group during the decarboxylation step:  
Total THC =  $\Delta^9$ -THC + (THCa (0.877))  
Total CBD = CBD + (CBDa (0.877))  
Sum of Cannabinoids =  $\Delta^9$ -THC + THCa + CBD + CBDa + CBG + CBGa + THCV + THCVa + CBC + CBCa + CBDV + CBDVa +  $\Delta^9$ -THC + CBL + CBN  
Total Cannabinoids = ( $\Delta^9$ -THC+0.877\*THCa) + (CBD+0.877\*CBDa) + (CBG+0.877\*CBGa) + (THCV+0.877\*THCVa) + (CBC+0.877\*CBCa) + (CBDV+0.877\* CBDVa) +  $\Delta^9$ -THC + CBL + CBN

**SAFETY ANALYSIS - SUMMARY**


**Pesticides:**  **PASS**

**Mycotoxins:**  **PASS**

**Residual Solvents:**  **PASS**

**Heavy Metals:**  **PASS**

**Microbiology (PCR):**  **PASS**

**Microbiology (Plating):**  **PASS**

These results relate only to the sample included on this report.  
This report shall not be reproduced, except in full, without written approval of the laboratory.

**Sample Certification:** 6 CCR 1010-21 Colorado Wholesale Food, Industrial Hemp, and Shellfish Regulations; where applicable

**Decision Rule:** Statements of conformity (e.g. Pass/Fail) to specifications are made in this report without taking measurement uncertainty into account. Where statements of conformity are made in this report, the following decision rules are applied: PASS - Results within limits/specifications, FAIL - Results exceed limits/specifications.

**References:** limit of detection (LOD), limit of quantification (LOQ), not detected (ND), not tested (NT),  $\mu\text{g/g}$  = ppm,  $\mu\text{g/kg}$  = ppb, too numerous to count >250 cfu/plate (TNTC), colony-forming unit (cfu)



Approved by: Josh Wurzer  
Job Title: Chief Compliance Officer  
Date: 02/04/2025




## Cannabinoïd Analysis

Tested by high-performance liquid chromatography with diode-array detection (HPLC-DAD).

**Method:** QSP 1157 - Analysis of Cannabinoids by HPLC-DAD

**TOTAL THC: 0.02 mg/unit**

Total THC ( $\Delta^9$ -THC+0.877\*THCa)

**TOTAL CBD: 30.037 mg/unit**

Total CBD (CBD+0.877\*CBDA)

**TOTAL CANNABINOIDS: 33.381 mg/unit**

Total Cannabinoids (Total THC) + (Total CBD) + (Total CBG) + (Total THCV) + (Total CBC) + (Total CBDV) +  $\Delta^8$ -THC + CBL + CBN

**TOTAL CBG: 0.260 mg/unit**

Total CBG (CBG+0.877\*CBGa)

**TOTAL THCV: ND**

Total THCV (THCV+0.877\*THCVa)

**TOTAL CBC: ND**

Total CBC (CBC+0.877\*CBCa)

**TOTAL CBDV: 0.050 mg/unit**

Total CBDV (CBDV+0.877\*CBDVa)

**CANNABINOID TEST RESULTS - 02/03/2025**

COMPOUND	LOD/LOQ (mg/g)	MEASUREMENT UNCERTAINTY (mg/g)	RESULT (mg/g)	RESULT (%)
CBD	0.004 / 0.011	±2.0497	54.952	5.4952
CBN	0.001 / 0.007	±0.1581	5.509	0.5509
CBG	0.002 / 0.006	±0.0230	0.475	0.0475
CBDV	0.002 / 0.012	±0.0037	0.091	0.0091
$\Delta^9$ -THC	0.002 / 0.014	±0.0024	0.043	0.0043
$\Delta^8$ -THC	0.01 / 0.02	N/A	ND	ND
THCa	0.001 / 0.005	N/A	ND	ND
THCV	0.002 / 0.012	N/A	ND	ND
THCVa	0.002 / 0.019	N/A	ND	ND
CBDA	0.001 / 0.026	N/A	ND	ND
CBDVa	0.001 / 0.018	N/A	ND	ND
CBGa	0.002 / 0.007	N/A	ND	ND
CBL	0.003 / 0.010	N/A	ND	ND
CBC	0.003 / 0.010	N/A	ND	ND
CBCa	0.001 / 0.015	N/A	ND	ND
<b>SUM OF CANNABINOIDS</b>			<b>61.070 mg/g</b>	<b>6.107%</b>

Unit Mass: 0.5466 grams per Unit / Serving Size: 0.5466 grams per Serving

$\Delta^9$ -THC per Unit	0.024 mg/unit
$\Delta^9$ -THC per Serving	0.024 mg/serving
Total THC per Unit	0.024 mg/unit
Total THC per Serving	0.024 mg/serving
CBD per Unit	30.037 mg/unit
CBD per Serving	30.037 mg/serving
Total CBD per Unit	30.037 mg/unit
Total CBD per Serving	30.037 mg/serving
Sum of Cannabinoids per Unit	33.381 mg/unit
Sum of Cannabinoids per Serving	33.381 mg/serving
Total Cannabinoids per Unit	33.381 mg/unit
Total Cannabinoids per Serving	33.381 mg/serving



## Pesticide Analysis

PESTICIDE TEST RESULTS - 02/02/2025 ✔ PASS

Pesticide and plant growth regulator analysis utilizing high-performance liquid chromatography-mass spectrometry (HPLC-MS) or gas chromatography-mass spectrometry (GC-MS). ‡Analytes part of our California Select Panel.

\*GC-MS utilized where indicated.

**Method:** QSP 1212 - Analysis of Pesticides and Mycotoxins by LC-MS or QSP 1213 - Analysis of Pesticides by GC-MS

COMPOUND	LOD/LOQ (µg/g)	ACTION LIMIT (µg/g)	MEASUREMENT UNCERTAINTY (µg/g)	RESULT (µg/g)	RESULT
Abamectin	0.032 / 0.097	0.25	N/A	ND	PASS
Acephate	0.006 / 0.018	0.05	N/A	ND	PASS
Acequinocyl	0.009 / 0.027	≥ LOQ	N/A	ND	PASS
Acetamiprid	0.016 / 0.049	0.05	N/A	ND	PASS
Aldicarb	0.030 / 0.090	0.5	N/A	ND	PASS
Allethrin	0.030 / 0.092	0.1	N/A	ND	PASS
Atrazine	0.006 / 0.019	≥ LOQ	N/A	ND	PASS
Azadirachtin	0.082 / 0.248	0.5	N/A	ND	PASS
Azoxystrobin	0.003 / 0.009	0.01	N/A	ND	PASS
Benzovindiflupyr	0.003 / 0.009	0.01	N/A	ND	PASS
Bifenazate	0.003 / 0.009	0.01	N/A	ND	PASS
Bifenthrin	0.021 / 0.064	≥ LOQ	N/A	ND	PASS
Boscalid	0.003 / 0.009	0.01	N/A	ND	PASS
Buprofezin†	0.006 / 0.019	≥ LOQ	N/A	ND	PASS
Carbaryl	0.007 / 0.020	0.025	N/A	ND	PASS
Carbofuran	0.003 / 0.008	0.01	N/A	ND	PASS
Chlorantraniliprole	0.006 / 0.018	≥ LOQ	N/A	ND	PASS
Chlorfenapyr*	0.005 / 0.015	1.5	N/A	ND	PASS
Chlorpyrifos	0.013 / 0.039	0.5	N/A	ND	PASS
Clofentezine	0.003 / 0.009	0.01	N/A	ND	PASS
Clothianidin	0.008 / 0.025	0.025	N/A	ND	PASS
Coumaphos	0.003 / 0.010	0.01	N/A	ND	PASS
Cyantraniliprole	0.003 / 0.010	0.01	N/A	ND	PASS
Cyfluthrin	0.052 / 0.159	≥ LOQ	N/A	ND	PASS
Cypermethrin	0.051 / 0.153	≥ LOQ	N/A	ND	PASS
Cyprodinil†	0.003 / 0.008	0.01	N/A	ND	PASS
Daminozide	0.026 / 0.077	≥ LOQ	N/A	ND	PASS
Deltamethrin	0.059 / 0.180	≥ LOQ	N/A	ND	PASS
Diazinon	0.006 / 0.017	≥ LOQ	N/A	ND	PASS
Dichlorvos (DDVP)	0.012 / 0.038	0.05	N/A	ND	PASS
Dimethoate	0.003 / 0.009	0.01	N/A	ND	PASS
Dimethomorph	0.016 / 0.050	≥ LOQ	N/A	ND	PASS
Dinotefuran	0.010 / 0.030	0.05	N/A	ND	PASS
Diuron	0.013 / 0.040	≥ LOQ	N/A	ND	PASS
Dodemorph	0.012 / 0.035	≥ LOQ	N/A	ND	PASS
Endosulfan sulfate	0.016 / 0.048	2.5	N/A	ND	PASS
Endosulfan-α*	0.004 / 0.014	2.5	N/A	ND	PASS
Endosulfan-β*	0.006 / 0.019	2.5	N/A	ND	PASS
Ethoprophos	0.003 / 0.009	0.01	N/A	ND	PASS
Etofenprox	0.014 / 0.042	≥ LOQ	N/A	ND	PASS
Etoxazole	0.007 / 0.020	≥ LOQ	N/A	ND	PASS

Continued on next page



**Pesticide Analysis** *Continued*

PESTICIDE TEST RESULTS - 02/02/2025 *continued* ✔ PASS

COMPOUND	LOD/LOQ (µg/g)	ACTION LIMIT (µg/g)	MEASUREMENT UNCERTAINTY (µg/g)	RESULT (µg/g)	RESULT
Etridiazole*	0.002 / 0.005	0.15	N/A	ND	PASS
Fenhexamid	0.003 / 0.008	≥ LOQ	N/A	ND	PASS
Fenoxycarb	0.003 / 0.010	0.01	N/A	ND	PASS
Fenpyroximate	0.007 / 0.020	≥ LOQ	N/A	ND	PASS
Fensulfothion	0.003 / 0.010	0.01	N/A	ND	PASS
Fenthion	0.003 / 0.010	0.01	N/A	ND	PASS
Fenvalerate†	0.033 / 0.099	≥ LOQ	N/A	ND	PASS
Fipronil	0.003 / 0.010	0.01	N/A	ND	PASS
Flonicamid	0.007 / 0.022	0.025	N/A	ND	PASS
Fludioxonil	0.003 / 0.010	0.01	N/A	ND	PASS
Fluopyram†	0.003 / 0.009	0.01	N/A	ND	PASS
Hexythiazox	0.003 / 0.010	≥ LOQ	N/A	ND	PASS
Imazalil	0.003 / 0.009	0.01	N/A	ND	PASS
Imidacloprid	0.003 / 0.010	0.01	N/A	ND	PASS
Iprodione	0.077 / 0.233	0.5	N/A	ND	PASS
Kinoprene	0.077 / 0.233	1.25	N/A	ND	PASS
Kresoxim-methyl	0.006 / 0.019	0.15	N/A	ND	PASS
λ-Cyhalothrin	0.068 / 0.206	≥ LOQ	N/A	ND	PASS
Malathion	0.003 / 0.009	0.01	N/A	ND	PASS
Metalaxyl	0.003 / 0.010	0.01	N/A	ND	PASS
Methiocarb	0.003 / 0.008	0.01	N/A	ND	PASS
Methomyl	0.008 / 0.025	0.025	N/A	ND	PASS
Methoprene†	0.172 / 0.521	≥ LOQ	N/A	ND	PASS
Mevinphos	0.008 / 0.024	0.025	N/A	ND	PASS
MGK-264	0.015 / 0.047	≥ LOQ	N/A	ND	PASS
Myclobutanil	0.003 / 0.009	0.01	N/A	ND	PASS
Naled	0.021 / 0.064	≥ LOQ	N/A	ND	PASS
Novaluron	0.002 / 0.005	0.025	N/A	ND	PASS
Oxamyl	0.017 / 0.051	1.5	N/A	ND	PASS
Paclobutrazol	0.003 / 0.010	0.01	N/A	ND	PASS
Parathion-methyl	0.016 / 0.050	≥ LOQ	N/A	ND	PASS
Pentachloronitrobenzene (Quintozene)*	0.004 / 0.012	≥ LOQ	N/A	ND	PASS
Permethrin	0.056 / 0.168	≥ LOQ	N/A	ND	PASS
Phenothrin	0.016 / 0.047	≥ LOQ	N/A	ND	PASS
Phosmet	0.007 / 0.020	≥ LOQ	N/A	ND	PASS
Piperonyl Butoxide	0.010 / 0.029	1.25	N/A	ND	PASS
Pirimicarb	0.003 / 0.009	0.01	N/A	ND	PASS
Prallethrin	0.015 / 0.046	≥ LOQ	N/A	ND	PASS
Propiconazole	0.027 / 0.080	≥ LOQ	N/A	ND	PASS
Propoxur	0.003 / 0.008	0.01	N/A	ND	PASS
Pyraclostrobin	0.003 / 0.010	0.01	N/A	ND	PASS

Continued on next page



### Pesticide Analysis *Continued*

PESTICIDE TEST RESULTS - 02/02/2025 *continued* ✔ PASS

COMPOUND	LOD/LOQ (µg/g)	ACTION LIMIT (µg/g)	MEASUREMENT UNCERTAINTY (µg/g)	RESULT (µg/g)	RESULT
Pyrethrins	0.016 / 0.049	≥ LOQ	N/A	ND	PASS
Pyridaben	0.005 / 0.017	0.02	N/A	ND	PASS
Pyriproxyfen	0.003 / 0.009	≥ LOQ	N/A	ND	PASS
Resmethrin	0.013 / 0.039	0.05	N/A	ND	PASS
Spinetoram	0.003 / 0.010	0.01	N/A	ND	PASS
Spinosad	0.003 / 0.010	0.01	N/A	ND	PASS
Spirodiclofen	0.031 / 0.093	≥ LOQ	N/A	ND	PASS
Spiromesifen	0.016 / 0.050	≥ LOQ	N/A	ND	PASS
Spirotetramat	0.003 / 0.010	0.01	N/A	ND	PASS
Spiroxamine	0.020 / 0.062	≥ LOQ	N/A	ND	PASS
Tebuconazole	0.003 / 0.010	0.01	N/A	ND	PASS
Tebufozide	0.003 / 0.008	0.01	N/A	ND	PASS
Teflubenzuron	0.007 / 0.022	0.025	N/A	ND	PASS
Tetrachlorvinphos	0.003 / 0.008	0.01	N/A	ND	PASS
Tetramethrin	0.021 / 0.063	≥ LOQ	N/A	ND	PASS
Thiabendazole	0.006 / 0.020	≥ LOQ	N/A	ND	PASS
Thiacloprid	0.003 / 0.009	0.01	N/A	ND	PASS
Thiamethoxam	0.003 / 0.010	0.01	N/A	ND	PASS
Thiophanate-methyl	0.013 / 0.040	≥ LOQ	N/A	ND	PASS
Trifloxystrobin	0.003 / 0.009	0.01	N/A	ND	PASS



### Mycotoxin Analysis

MYCOTOXIN TEST RESULTS - 02/04/2025 ✔ PASS

Mycotoxin analysis utilizing high-performance liquid chromatography-mass spectrometry (HPLC-MS).

**Method:** QSP 1212 - Analysis of Pesticides and Mycotoxins by LC-MS

COMPOUND	LOD/LOQ (µg/kg)	ACTION LIMIT (µg/kg)	MEASUREMENT UNCERTAINTY (µg/kg)	RESULT (µg/kg)	RESULT
Aflatoxin B1	1.6 / 5.0	5	N/A	ND	PASS
Aflatoxin B2	1.4 / 4.1		N/A	ND	
Aflatoxin G1	1.6 / 4.9		N/A	ND	
Aflatoxin G2	1.6 / 5.0		N/A	ND	
Ochratoxin A	1.6 / 5.0	5	N/A	ND	PASS
Total Aflatoxin		20		ND	PASS



## Residual Solvents Analysis

Residual Solvent analysis utilizing gas chromatography-mass spectrometry (GC-MS).

**Method:** QSP 1204 - Analysis of Residual Solvents by GC-MS

**Total Butanes** = n-Butane + 2-Methylpropane (Isobutane)  
**Total Heptanes** = 2,2-Dimethylpentane (Neoheptane) + 2,3-Dimethylpentane + 2,4-Dimethylpentane + 3,3-Dimethylpentane + 2,2,3-Trimethylbutane (Triptane) + 2-Methylhexane (Isoheptane) + 3-Methylhexane + 3-Ethylpentane + n-Heptane  
**Total Xylenes** = 1,2-Dimethylbenzene (o-Xylene) + 1,3-Dimethylbenzene (m-Xylene) / 1,4-Dimethylbenzene (p-Xylene)

## RESIDUAL SOLVENTS TEST RESULTS - 02/02/2025

COMPOUND	LOD/LOQ (µg/g)	ACTION LIMIT (µg/g)	MEASUREMENT UNCERTAINTY (µg/g)	RESULT (µg/g)	RESULT
Propane	0.234 / 0.781	1000	N/A	ND	PASS
2-Methylpropane (Isobutane)	0.052 / 0.173		N/A	ND	
n-Butane	0.019 / 0.063		N/A	ND	
<b>Total Butanes</b>		1000		ND	PASS
n-Pentane	0.310 / 1.033	1000	N/A	ND	PASS
n-Hexane	0.110 / 0.366	60	N/A	ND	PASS
2,2-Dimethylpentane (Neoheptane)	0.493 / 1.642		N/A	ND	
2,3-Dimethylpentane	1.009 / 3.365		N/A	ND	
2,4-Dimethylpentane	0.737 / 2.458		N/A	ND	
3,3-Dimethylpentane	0.198 / 0.660		N/A	ND	
2,2,3-Trimethylbutane (Triptane)	0.521 / 1.738		N/A	ND	
2-Methylhexane (Isoheptane)	0.610 / 2.034		N/A	ND	
3-Methylhexane	0.235 / 0.785		N/A	ND	
3-Ethylpentane	0.304 / 1.012		N/A	ND	
n-Heptane	13.12 / 43.72		N/A	ND	
<b>Total Heptanes</b>		1000		ND	PASS
Benzene	0.089 / 0.295	2	N/A	ND	PASS
Toluene	0.115 / 0.382	180	N/A	ND	PASS
1,3-Dimethylbenzene (m-Xylene) / 1,4-Dimethylbenzene (p-Xylene)	0.451 / 1.502		N/A	ND	
1,2-Dimethylbenzene (o-Xylene)	0.387 / 1.289		N/A	ND	
<b>Total Xylenes</b>		430		ND	PASS
Methanol	53.92 / 163.4	600	N/A	ND	PASS
Ethanol	8.984 / 27.23	1000	N/A	ND	PASS
2-Propanol (Isopropyl Alcohol)	8.421 / 25.52	1000	N/A	ND	PASS
Acetone	10.59 / 32.08	1000	N/A	ND	PASS
Ethyl Acetate	1.123 / 3.745	1000	N/A	ND	PASS

## Heavy Metals Analysis

Heavy metal analysis utilizing inductively coupled plasma-mass spectrometry (ICP-MS).

**Method:** QSP 1160 - Analysis of Heavy Metals by ICP-MS

## HEAVY METALS TEST RESULTS - 01/31/2025

COMPOUND	LOD/LOQ (µg/g)	ACTION LIMIT (µg/g)	MEASUREMENT UNCERTAINTY (µg/g)	RESULT (µg/g)	RESULT
Arsenic	0.02 / 0.1	1.5	N/A	ND	PASS
Cadmium	0.02 / 0.05	0.5	N/A	ND	PASS
Lead	0.04 / 0.1	0.5	N/A	ND	PASS
Mercury	0.002 / 0.01	1.5	N/A	ND	PASS



## Microbiology Analysis

### PCR AND PLATING

Analysis conducted by polymerase chain reaction (PCR) and fluorescence detection of microbiological contaminants.

**Method:** QSP 1221 - Analysis of Microbiological Contaminants

### MICROBIOLOGY TEST RESULTS (PCR) - 02/02/2025 ✔ PASS

COMPOUND	ACTION LIMIT	RESULT	RESULT
<i>Salmonella</i> spp.	Not Detected in 25g	ND	PASS
Shiga toxin-producing <i>Escherichia coli</i>	Not Detected in 25g	ND	PASS

Analysis conducted by 3M™ Petrifilm™ and plate counts of microbiological contaminants.

**Method:** QSP 6794 - Plating with 3M™ Petrifilm™

### MICROBIOLOGY TEST RESULTS (PLATING) - 02/02/2025 ✔ PASS

COMPOUND	ACTION LIMIT (cfu/g)	RESULT (cfu/g)	RESULT
Coliforms	100	ND	PASS
Total Aerobic Bacteria	10000	ND	PASS
Total Yeast and Mold	1000	ND	PASS

### NOTES

Reason for Amendment: Unit/Serving Mass Change Sample unit mass provided by client.